

VELISTA 23M



CONFIGURATION:


- LOA = 75 feet (23 meters)
- Beam = 22 feet (7 meters)

Exterior:

- Decks are teak-planked - fully insulated
- Hulls are welded aluminum - polished
- Rails, and Posts, are stainless steel
- Windows are continuous tempered glass
- Doors are marine-grade, stainless steel, sliding
- Flybridge is fiberglass w/ Bimini

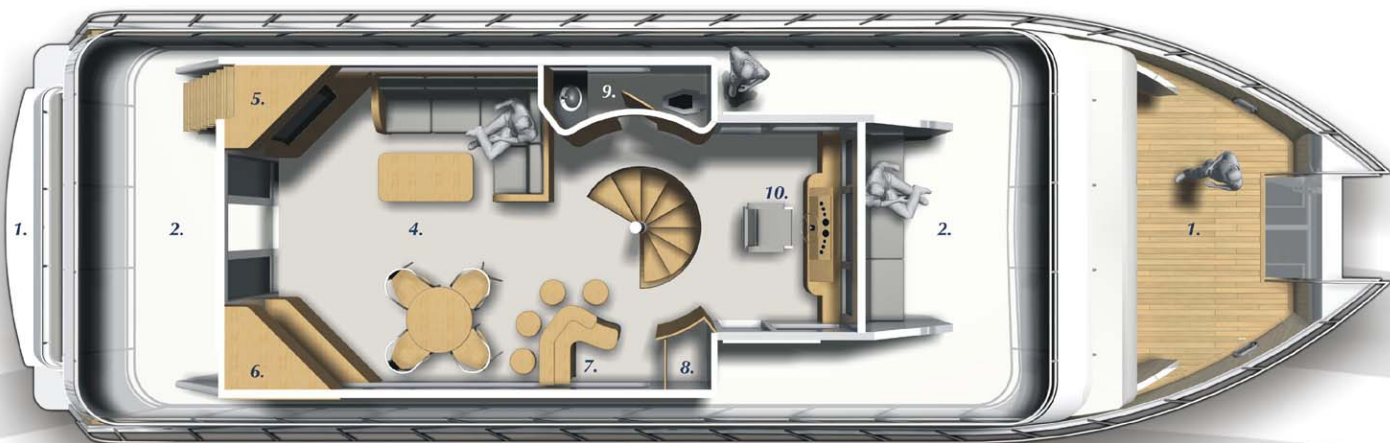
Interior:

- Salon, Galley, Staterooms, Skylounge and Helm
- Sleeping accommodations for 12 adults
- Floors are generally wood-plank, with tile in



ARRANGEMENTS - FLYBRIDGE

1. deck below
2. open deck
3. ship's ladder to flybridge
4. sky lounge
5. entertainment unit, built-in
6. fireplace
7. wet bar
8. electrical
9. head
10. helm
11. seat w/storage below
12. sun lounge

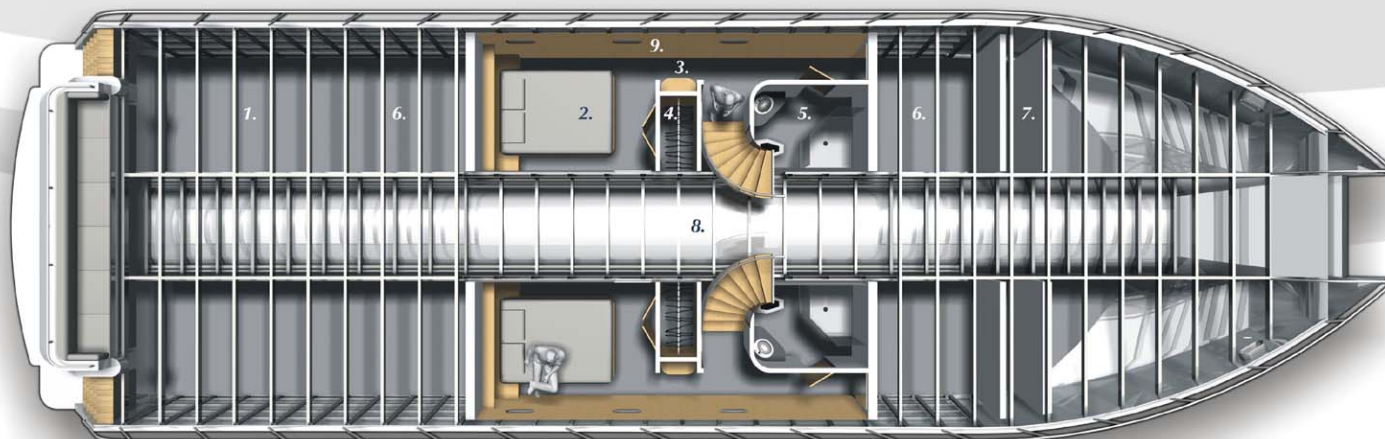


ARRANGEMENTS - UPPER DECK



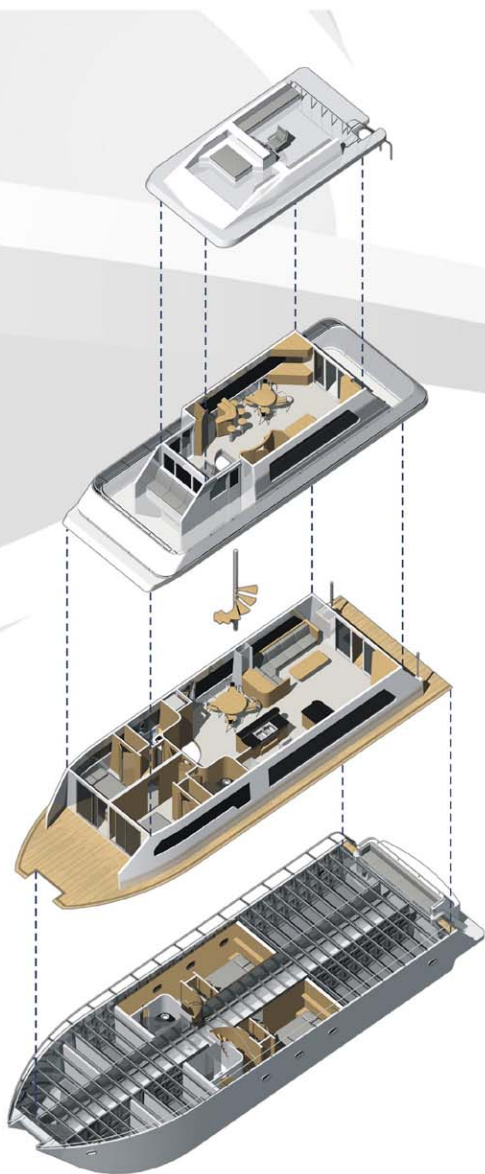
1. swim step
2. rumble seat with storage below
3. covered deck
4. fireplace, entertainment unit built-in salon
5. breakfast bar
6. galley
7. wet bar
8. dining and game table
9. starboard entry
10. electrical
11. head
12. closet
13. stateroom w/queen size bed
14. open deck
15. windlass, etc.
- 16.

ARRANGEMENTS - MAIN DECK



1. engine, sanitation, water generator, fire suppression, pumps, etc..
2. stateroom w/ queen size bed.
3. dresser niche w/mirrors.
4. closet
5. head
6. potential expansion of quarters for children, crew etc..
7. expansion of 1. if option 6. selected.
8. the bridge between hulls contains condensers, conduit, and piping.
9. light cove above.

ARRANGEMENTS - LOWER DECK



RESORT YACHTS



- the galley and heads, and carpet in the staterooms
- Walls are light-colored (blonde) wood paneling w/ matching trim - fully insulated
- Window Treatment is wood slat blinds
- Major areas are accented with a peripheral soffit containing HVAC and cove lighting
- Entertainment includes large (52") Plasma screen monitor and complete, multi-media sound system
- Complete laundry unit
- State-of-the-art control, navigation, and feed-back equipment
- Captain's chair of stainless steel and leather

Flybridge

- Fiberglass (FRP) construction throughout
- Bimini is UV protected fabric on stainless steel frame
- Cushions are covered w/ UV protected fabric
- State-of-the-art control, navigation, and feed-back equipment
- Captain's chair of stainless steel and leather

RUNNING GEAR:

Drive train:

- Twin 1800HP "Caterpillar" engines
- Twin 1000Gal fuel tanks
- Jet Thrusters fore and aft

Electrical

- Complete 120V system
- Complete (12V/24V) system
- Two 100A services - one on each enclosed deck
- 50KW Genset
- 3000W 12V Inverter
- Prewired for cable or satellite connection
- Prewired for Marincó phone cable

HVAC

- Cruisair hot air system
- Eight zones of control

Navigation

- USCG approved navigation lights

Fire Suppression

- Automatic Extinguishing in each engine room
- Portable fire extinguishers at key locations throughout the vessel