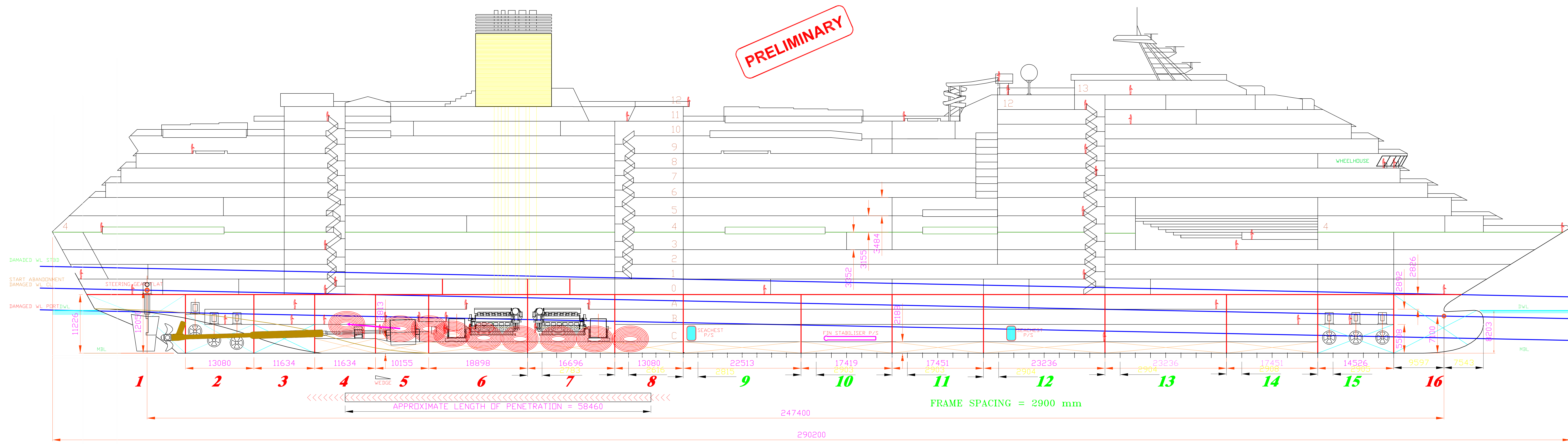
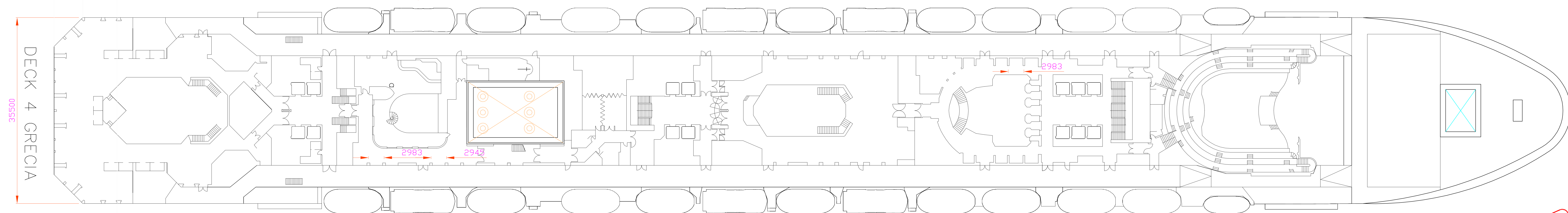


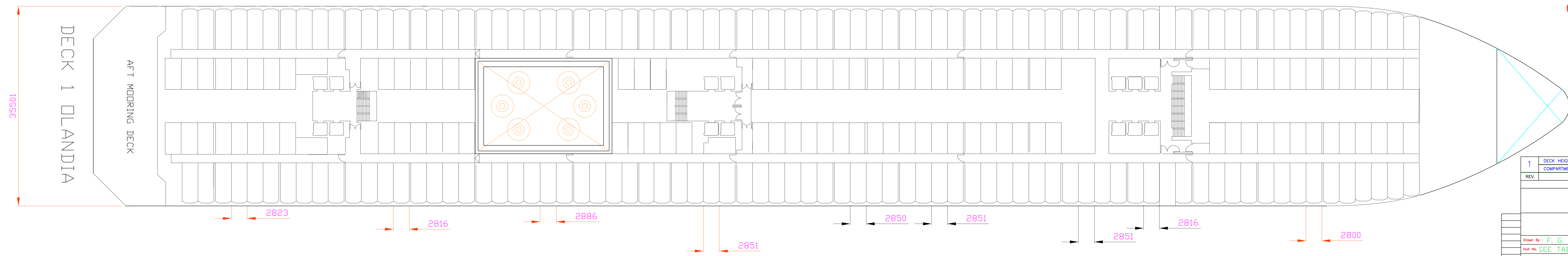
PRELIMINARY



FRAME SPACING IS BEING REVISED !



PRELIMINARY



1	DECK HEIGHTS ARE APPROXIMATE.	12-2-13	FIS
	COMPARTMENTS DIMENSIONS ARE APPROXIMATE.	12-2-13	FIS
REV.	DESCRIPTION	DATE	BY
REVISIONS			
290 m x 35.5 m x 18 m			
CRUISE SHIP			
Drawn By : F. G. S.		Approved By :	Scale : as shown
Ref No. SEE TABLE		Date : 12-2-13	
INBOARD PROFILE + DECKS 1 & 4			
FCS	Drawing Number		Rev
3185	Sheet : 1 of 1	2012-S3185- P-1	3
Ref No.	Contract No.		