




pawnee

bow rider, Cathedral stern drive

Renegade, runaway performance combined with more civilized luxury. This advanced tri-hull design pushes the water away from the sides for added lift, speed and the smoothest going on the waves. The ideal ski boat! More standard features for the price.


STANDARD EQUIPMENT:

Stainless Steel Bow and Stern Rail, Bow Eye, Ski Racks, Removable Jump Seats, Rich Vinyl Carpeting, Padded Bow Cushions, Two Ice Chests, Cushioned Engine Box, 3 Storage Compartments in Bow, Glove Box, Walk-thru Windshield and Forward Compartment Door, 36 Gallon Fuel Capacity.



SPECIFICATIONS:

model 18CH
Centerline...18'2"
Beam...92"
Depth Amid...48"
Height...41"
Approx. Wt....2,750
Engine Options
Single from 155 H.P.
to 245 H.P.




santee

open, (available in hardtop),
Deep V—Stern Drive

Ride plush and go with pure power! Lavished with teak-wood formica inlays in deck and dash, wall to wall vinyl carpeting, rich paneling and more stunning standards. Fitted with every performance feature for matchless maneuverability.

STANDARD EQUIPMENT:

Stainless Steel Bow and Stern Rails, International Lighting, Ventilating Windshield, Cockpit Paneling, Large Ski Racks, Forward Storage Area, Glove Box, Rich Vinyl Carpeting, Deck Storage Compartment, Sleeper Seats with Storage Underneath, 2 Ice Chests, Upholstered Engine Box, and 2 Tanks (30-36 Gallon Capacity Based on Engine Option).



SPECIFICATIONS:

model 18SO and 18HT
Centerline...18'2"
Beam...88"
Depth Amid...48"
Transom Height...44"
Approx. Weight
Open 2,550 lbs.
Hardtop 2,700 lbs.
Engine Options
Single from 155 H.P.
to 245 H.P.