

OCEANIS Clipper 523

General specifications

PRINCIPAL SPECIFICATIONS

- Design: Groupe Finot.
- Length overall: 16.20 m.
- Waterline length: 15.80 m.
- Hull beam: 4.88 m.
- Dry weight: 15800 Kg.
- Air draught: 22.30 m.
- Deep draught: 2.30 m (4400 Kg).
- Shallow draught: 1.80 m (option 4960 Kg).
- Fresh water capacity: 750 L (+ 200 L option).
- Fuel capacity: 415 L (+ 200 L option).
- Engine power: 110 HP.
- CE Certification: A12 / B13 / C14.

SAIL AREA

- | | |
|-------------------------|------------|
| • Sail area: | 149.00 m². |
| • Mainsail: | 67.00 m². |
| • Genoa: | 82.00 m². |
| • Asymmetric spinnaker: | 191.00 m². |

SAIL PLAN

- | | |
|-----------------------|----------|
| • I : | 19.88 m. |
| • J : | 6.33 m. |
| • P : | 18.55 m. |
| • E : | 6.19 m. |
| • LP (135% Overlap) : | 7.59 m. |

CE CERTIFICATION

Designed in accordance with European RCD requirements and CE certification, these regulations ensure that the Océanis Clipper 523 incorporates the minimum safety requirements including:

- Safety and protection of persons on board.
- Durability of materials.
- Stability and safety.
- Safety when manoeuvring.
- Fire protection.
- Protection of the environment and reduction of engine emissions.

TECHNICAL SCHEDULE

- HULL -

The hull is single-skinned GRP construction. A structural inner moulding is bonded and laminated to the hull at various points.

- Its structural role is important as it takes and absorbs the stresses at pressure points (chain plate tie rods, keel, rudder etc.) and spreads any loads, **guaranteeing reduced strain on the hull.**

- The surface to the inner hull **makes cleaning easier** and provides a **better finish.**
- The structure of the hull with the inner moulding provides housing for the diesel and water tanks in the central part, enabling an **optimised weight ratio** and giving excellent **control of the longitudinal stability** of the boat.

The stainless steel propeller shaft is fitted to and protected by a skeg in the GRP hull.

- DECK -

The deck is balsa sandwich construction for an optimal strength/weight ratio and good thermal and sound insulation.

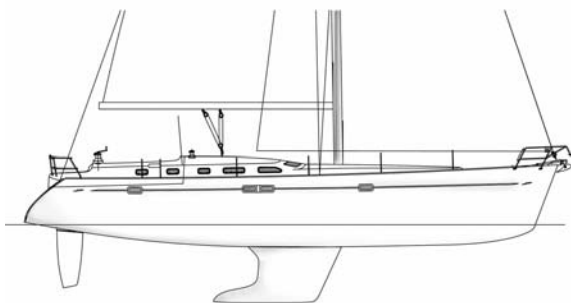
- HULL / DECK JOINT -

The hull / deck joint is secured by a teak bulwark (bolted and bonded) and forms a toe rail surrounding the hull for improved safety.

- KEEL -

The keels (shallow and deep draught) are cast iron. To improve durability, keels receive anti-corrosion treatment and an improved epoxy-based coating and paint finish before assembly.

To improve their durability the keels are given an anti-corrosion treatment and improved finish before assembly using epoxy based coatings and paint.



OCEANIS Clipper 523

- STEERING SYSTEM -

- Under-hung rudder with glass composite stock.
- Double helm position in aft of cockpit:
- Two 900 mm diameter leather trimmed steering wheels.
- Twin bulkhead type steering gear.
- Two shaft-mounted steering compasses with stainless steel protective handrail (one at each helm position).
- Emergency tiller.

ON DECK

- MOORING AND ANCHORING -

- Welded stainless steel bow fitting.
- 2 bow rollers. The starboard roller is offset for permanent anchor stowage.
- 6 400 mm aluminium mooring cleats and stainless steel protection to the teak capping (bow, amidships, stern).
- Self-draining chain well with eyebolt for bitter end.
- 1600 W vertical electric windlass with circuit breaker and 12V relay. Up-down control built-in to windlass.
- 12 mm gypsy.
- Double opening hatch cover for ease of access.

- SAIL LOCKER -

- Deck hatch.
- Stainless steel ladder with solid wood treads.

- PULPITS AND GUARDRAILS -

- Stainless steel open pulpit forward with teak step and navigation lights.
- A double row of inox guardrails surrounds the boat, supported by 8 single and 4 double stainless steel stanchions.

- Side openings in guardrails for ease of boarding.
- 2 stern pulpits, port and starboard (with ensign staff, lifebuoy holder and outboard motor bracket).
- Teak capped bulwarks.
- 2 hinged boarding gates provide transom access.
- 4 stainless steel handrails to coachroof (forward and amidships).
- 2 stainless steel mast pulpits.

- COCKPIT -

- Self-draining cockpit with anti-slip GRP sole.
- Teak slatted cockpit bench seats.
- 2 large lockers (sail, line stowage, etc.).
- 2 lockers under helm seat.
- 1 double gas locker to port.

- Teak top and drop-leaf cockpit table, stainless steel base and GRP support (bottle and glass stowage, stainless steel handrail) and protective cover. Navigation instruments can be fitted into the back of support.
- 2 glass holders at port and starboard helm positions.
- 2 waterproof speakers.
- Inspection lamp with 12 V socket (on table or engine control panel).

- BATHING PLATFORM AND AFT DECK -

- 1 liferaft stowage locker.
- 1 wet locker to port.
- Teak slatted bathing platform.
- 1 bathing ladder with solid wood treads.
- Cockpit shower with hot and cold pressurised water.
- Protective rubber rubbing strake to transom.

- MAST AND BOOM -

SPARCRAFT Mast:

- Keel-stepped anodised aluminium 9/10 classic mast.
- Twin aft swept spreaders.
- Partners with swivel blocks.
- Spinnaker pole track on mast (pole optional).

BOOM:

- In anodised aluminium.
- 3 reefing lines (two rapid reefing lines and one manual line led back to the cockpit).
- Mainsail outhaul.

- STANDING RIGGING -

- Stainless steel wire rigging (forestay, shrouds, aft inner shrouds, double backstay).
- Genoa furling gear.

- RUNNING RIGGING -

All lines (except boom topping lift) are led back to the cockpit.

- Mainsail halyard led back to electric winch port side cockpit.
- 2 automatic reefing lines + one manual reefing line.
- Genoa halyard with jammer for mast stowage (to free up cockpit space).
- Boom topping lift.
- Mainsail sheet with tackle.
- 2 genoa sheets.
- Rigid boom vang with tackle.
- 1 genoa furling line led back to cockpit.

Rope handling hardware:

- Two flat deck organisers with 6 sheaves.
- 7 jammers to port (electric winch) and 3 to starboard as standard.

OCEANIS Clipper 523

- 6 cleats for halyards and reefing lines.

- SAILS -

- 135 % genoa with anti-UV protection strip.
- Usemi-fully battened mainsail (2 full battens, 2 short battens) fitted with ball bearing cars (RUTGERSON) and with Bénétteau logo.
- Choice of blue colour Lazy Jack and Easy Bag.

- MAINSAIL SYSTEM -

- Mainsheet traveller on coachroof with control lines led back to cockpit.
- Mainsheet block assembly.
- Mainsheet led back onto electric winch in cockpit.

- PRE- FITTED SPINNAKER EQUIPMENT -

- 6 pad eyes for spinnaker gear.
- 2 U-bolts for spinnaker pole downhaul.

- GENOA SYSTEM -

- FACNOR manual genoa furling gear.
- The genoa furling line is led back to the cockpit onto the electric winch (to port).
- Two 3.5 m long genoa tracks on side decks with adjustable cars.

- WINCHES -

Harken winches with chrome finish are fitted.

- Two genoa sheet winches (70.2 STC).
- Two coachroof winches:
1 manual (44.2 STC) to starboard.
1 electric (44.2 STCEH) to port.
- 3 winch handles.
- 2 winch handle pockets in cockpit.

- PORTS, HATCHES AND COVERS -

To provide a maximum level of light and ventilation the Océanis Clipper 523 has a minimum of 2 sources of natural light in each space, with at least one that can be opened.

34 sources of natural light:

- 12 opening hatches.
- 12 opening ports (plus 2 optional ports opening on to helm position in aft cabins).
- 1 large panoramic window.
- 6 hull ports.
- Washboards.

- ENGINE -

- 110 HP Yanmar engine with drive shaft transmission.
- Engine mounting built into the inner mould.
- Sound-proofed engine compartment with insulating foam.
- Engine control panel and control lever at starboard helm position.
- Stainless steel drive shaft with GRP skeg protection moulded into the hull.
- 3 blade foldable propeller.
- Rotomoulded 415 L fuel tank. (optional extra 200 L capacity).

- ELECTRICITY -

Electrical panel:

- 24 switch 12 V electrical panel and a further 4 switches with 220 V differentials.
- Circuit breaker.
- 12 V sockets (chart table, owner's cabin forward, cockpit table).

Power Supply:

- 4 x 140 Amp service batteries.
- 1 x 140 Amp engine battery.
- Voltmeter.

- Ammeter.
- Battery charge warning light.
- Electric gauges for the 3 water tanks
- Electric fuel gauge for better resource management.

Recharging batteries:

- By 220 V shore supply
- 40 Amp battery charger.
- Alternator coupled to the engine with power distributor.

Protection:

- Rigging grounded against lightning.

Navigation lights:

The following are offered:

Navigation lights (stern, bow), combined steaming and deck light, anchor light.

- WATER SYSTEM -

Draining:

- All seacocks are fitted with a 1/4 turn valve.
- Electric shower sump pump in the heads compartment.
- Manual and electric bilge pump.

Pressurised fresh water system:

- Electric water pump with filters and expansion tank.
- 3 tanks (750L) in the structure of inner moulding at saloon level.
- The tanks are filled separately.
- Tank selection is made by 1/4 turn valves, situated together under the port saloon settee seats.
- Each tank is fitted with an electrical gauge.

Hot water:

- 42 L water heater powered from an engine heat exchanger or 220V supply.
- Hot/cold water shower on bathing platform.

OCEANIS Clipper 523

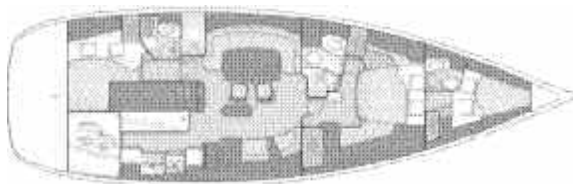
ACCOMMODATION

- Fruit-tree coloured Alpi work.
- Laminated parquet style soles.
- Lined deckheads to saloon and owner's cabin forward.
- 492 mm wide communicating doors (except heads) with solid wood frames.

- COMPANIONWAY -

- Companionway with moulded wood steps and solid wood sides with handrail.
- Hinged companionway with gas strut support for easy engine access.
- 40mm foam soundproofing.
- Removable sliding companionway hatch and varnished wood door (2 sections), with permanent ventilation.

2 cabins / 2 heads version (DB)



- OWNER'S FORWARD CABIN -

- Island double berth with slatted base: 2.00 m x 1.40 m with marine mattress.

Stowage:

- Shelving along hull sides.
- 2 drawers under berth.
- Hanging locker to port.
- Hanging locker to starboard.

- Closed shelves with slotted doors to port and starboard.
- Benchseat to port.
- To starboard benchseat and table used as dressing table (with mirror and storage) or as a private work space.
- Wood inner lining to hull sides.
- 1 reading lamp with shades on bulkhead.
- 3 halogen deckhead lights with up/down switch and 2 striplights.
- 5 opening hatches.

- PRIVATE HEAD COMPARTMENT FORWARD WITH SEPARATE SHOWER CUBICLE -

Head compartment moulded in one piece for watertightness and low maintenance comprising:

- Separate shower cubicle with PMMA.
- Large bowl marine WC with GRP lid. (Optional rigid holding tank).
- Moulded washbasin with glass surround and arched wood doors.
- Hot / cold mixer tap (washbasin).
- Hot / cold mixer tap with flexible hose and shower bar (shower).
- Mirrors.
- Cupboard.
- Bathroom accessories.
- 2 halogen deckhead lights and one striplight.
- Opening port.

- SALOON -

To port:

- U-shaped saloon with benchseat and 4 cushions.
- Stowage lockers under benchseat.
- 2 folding chairs.
- Modular saloon table (extendable) on stainless steel legs.
- Bar / cupboard unit with closing slotted doors for ventilation.
- Padded white inner lining to sides.
- Two opening ports and 1 fixed with curtains.

- Hull ports with curtains.
- 2 opening deck hatches.
- 3 x (320 x 600) large panoramic ports with pleated blinds.
- 2 opening hatches with blinds.
- 5 halogen deckhead lights.
- Central bar unit with bottle storage and cupboard.

To starboard:

- Benchseat having central armrest with stowage.
- 1 closed cupboard and shelf along the hull.

Chart table to starboard:

- Chart table with chart storage and moulded wood fiddle forming a handrail.
- Panel for navigation instruments.
- Curved navigator's seat with locker.
- Unit with shelves under chart table.
- Opening port with curtain above chart table.
- Stereo radio with CD and MP3 players, and two speakers in saloon.
- Electrical panel.
- 2 halogen deckhead lights.

- SEMI-CIRCULAR GALLEY TO STARBOARD -

- Gimballed stainless steel 2-burner hob with oven and stainless steel safety rail.
- 2 x 12V 130 L front-opening electric fridges.
- Built-in microwave on work surface.
- Synthetic resin work surface.
- Stainless steel rectangular double sink.
- Mixer tap with hot/ cold pressurised water.
- 2 opening ports with curtains.
- Opening hatch with blind.
- 4 halogen + one neon strip deckhead lights.

Storage:

- 1 cupboard next to fridges.
- Closed cupboards on the work surface along the length of the hull.
- 1 cutlery drawer.

OCEANIS Clipper 523

- Wastebin on hinged door with access point on work surface.
- Storage with door under the hob.
- Kitchen towel holder, bottle holder, double sliding vegetable baskets.

- AFT HEAD COMPARTMENT TO PORT WITH SEPARATE SHOWER CUBICLE -

2 monobloc composite compartments (heads and shower), for watertightness and low maintenance.

In the head compartment:

- Large bowl marine WC with GRP lid.
- 1 rigid holding tank in port head compartment.
- Moulded washbasin with glass surround.
- Hot/cold mixer tap.
- Mirrors with storage.
- Bathroom accessories.
- Opening port.
- Halogen deckhead light and striplight.

- The shower cubicle is separated.
- Plexiglass shower door.
- Wood grating on the sole.
- Hot / cold shower.
- 2 shelves along hull sides.

- AFT CABIN -

- 1 double berth: 2.05 m x 1.60 m with marine mattress.
- Shelving along hull sides and aft bulkhead.
- Hanging locker.
- Padded white inner lining.
- Opening port with curtain in cockpit.
- Opening port with curtain on coachroof coaming.
- Port opening onto helmstation (option).
- Deckhead light and 2 reading lights.

3 cabins / 3 heads version (PG)



- OWNER'S CABIN FORWARD -

- Island double berth with slatted base: 2.00 m x 1.40 m with marine mattress.

Stowage places:

- Shelving along the hull.
- 2 drawers under the berth.
- Hanging locker to port.
- Hanging locker to starboard.
- Closed shelving to port and starboard with slotted doors.
- Bench seat to port.
- Dressing table with courtesy mirror and benchseat to starboard.
- Wood lining to hull sides.
- 2 reading lamps with shades on bulkhead.
- 3 halogen deckhead lights with two-way switch and 2 strip-lights.
- 5 opening hatches.

- PRIVATE HEAD COMPARTMENT FORWARD WITH SEPARATE SHOWER CABIN -

Head compartment moulded in one piece for good water-tightness and maintenance, comprising:

- Separate shower with PMMA doors.
- Large bowl marine toilet with GRP lid.(Optional rigid holding tank).

- Moulded washbasin and glass surround with curved wood doors.
- Hot and cold mixer tap (washbasin).
- Hot and cold mixer tap with flexible hose and shower head (shower).
- Mirrors.
- Cupboard.
- Bathroom accessories.
- 2 halogen deckhead lights and strip-light.
- Opening hatch.

- SALOON TO PORT -

To port:

- Shaped saloon with settee and 4 cushions.
- Large hanging locker (option) capable of holding clothes drier or ice maker.
- Stowage under settee.
- Central settee with backrest (under-seat stowage), with moulded wood surround serving as a handrail and dresser (drawers and cupboards).
- Modular saloon table (extensions) on stainless steel feet.
- Bar unit and cupboard closed by door fitted with ventilation slots.
- White inner lining to sides.
- 2 opening ports and 1 fixed with curtains.
- Hull ports with curtains.
- 3 opening deck hatches.
- 3 x (320 x 600) large panoramic ports with pleated blinds.
- 2 opening hatches with blinds.
- 5 halogen deckhead lights.

Chart table to starboard:

- Chart table with chart stowage, moulded wood fiddle forming a handrail.
- Panel for navigation instruments.
- Curved navigator's seat with locker.
- Shelved unit under chart table.

OCEANIS Clipper 523

- Opening hatch with curtain over chart table.
- Stereo radio with CD and MP3 players, and two speakers in saloon.
- Electrical control panel.
- 2 halogen deckhead lights.

- LINEAR GALLEY TO STARBOARD -

- Gimballed stainless steel 2-burner hob with oven and stainless steel safety rail.
- 2 x 12V 130 L front-opening electric fridges.
- Synthetic resin work surface.
- Rectangular double stainless steel sink.
- Mixer tap with hot and cold pressurised water.
- 2 ports – one opening with curtains.
- Opening hatch with blind.
- 4 halogen + one neon strip deckhead lights.

Stowage units :

- 2 closed cupboards to work surface along the hull with slotted doors for ventilation.
- Cutlery drawer.
- Sliding front opening wastebin with access point on work surface.
- Stowage with door under the hob.
- Kitchen roll holder, bottle holder, double sliding vegetable baskets.

- TWO AFT HEAD COMPARTMENTS -

Monobloc composite shower compartment for watertightness and low maintenance comprising:

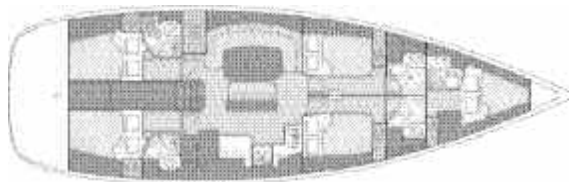
- Shower.
- Large bowl marine toilet with GRP lid.
- Rigid WC holding tank in port heads
- Moulded washbasin with glass surround.
- Hot and cold mixer tap.
- Mirrors.
- Locker in starboard heads.

- Bathroom accessories.
- Opening port.
- 2 halogen deckhead lights and one striplight.

- TWO AFT CABINS (port and starboard) -

- Island double berth with slatted base: 2.00 m x 1.40 m with marine mattress.
- Shelving along the hull.
- Stowage under cockpit.
- Hanging locker.
- White padded inner lining.
- 2 opening ports to cockpit with curtains.
- 2 opening ports with curtains on coachroof coaming.
- 2 opening hatches with blinds.
- 3 deckhead lights and 2 reading lights.

4 cabins / 4 heads version (MH)



- TWO HEAD COMPARTMENTS FORWARD -

Monobloc composite shower cubicle for watertightness and low maintenance comprising:

- Shower.
- Large bowl marine WC with GRP lid.
- Moulded washbasin with glass surround.
- Hot / cold mixer tap.
- Mirrors.
- Cupboard.
- Bathroom accessories.

- Opening hatch.
- 2 halogen deckhead lights and one striplight.

- TWO CABINS FORWARD - (port and starboard)

- Island double berth with slatted base: 2.00 m x 1.40 m with marine mattress.
- Shelving along hull sides.
- Hanging locker.
- Large stowage drawers under berth.
- White padded inner lining.
- Fixed hull port with curtains.
- 2 opening hatches with blinds.
- 3 deckhead lights and 2 reading lights.

- SALOON -

To port:

- Semi-circular saloon with benchseat and 4 cushions.
- Large hanging locker capable of holding clothes drier or ice maker (option).
- Stowage under benchseat.
- Central benchseat with stowage underneath and armrest, sideboard surrounded by moulded wood serving as handrail, with drawers and cupboards for storing crockery.
- Modular saloon table (extendable) on stainless steel legs.
- Bar/cupboard unit with closing slotted doors for ventilation.
- Padded white inner lining to sides.
- 2 opening ports and 1 fixed with curtains.
- Hull ports with curtains.
- 2 opening deck hatches.
- 3 x (320 x 600) large panoramic ports with pleated blinds.
- 2 opening hatches with blinds.
- 5 halogen deckhead lights.

OCEANIS Clipper 523

Chart table to starboard:

- Chart table with chart storage and moulded wood fiddle forming a handrail.
- Panel for navigation instruments.
- Curved navigator's seat with locker.
- Unit with shelves under chart table.
- Opening port with curtain above chart table.
- Stereo radio with CD and MP3 players, and two speakers in saloon.
- Electrical panel.
- 2 halogen deckhead lights.

- LINEAR GALLEY TO STARBOARD -

- Gimballed stainless steel 2-burner hob with oven and stainless steel safety rail.
- 2 x 12V 130 L front-opening electric fridges.
- Synthetic resin work surface.
- Rectangular double stainless steel sink.
- Mixer tap with hot and cold pressurised water.
- 2 ports – one opening with curtains.
- Opening hatch with blind.

Stowage units:

- 2 closed cupboards to work surface along the hull with slotted doors for ventilation.
- 2 cutlery drawers.
- Sliding front opening waste-bin with access point on work surface.
- Stowage with door under the hob.
- Kitchen roll holder, bottle holder, double sliding vegetable baskets.
- 3 halogen deckhead lights and one neon deckhead light.

- TWO AFT HEAD COMPARTMENTS -

Monobloc composite shower cubicle for watertightness and low maintenance comprising:

- Shower.
- Large bowl marine WC with GRP lid.
- Rigid holding tank in the head to port.
- Moulded washbasin with glass surround.
- Hot / cold mixer tap.
- Mirrors.
- Cupboard in starboard head.
- Bathroom accessories.
- Opening hatch.
- 1 halogen deckhead light and 1 striplight.

- TWO CABINS AFT - (Port and starboard)

- Island double berth with slatted base: 2.00 m x 1.40 m with marine mattress.
- Shelving along hull sides.
- Stowage lockers under cockpit.
- Hanging locker.
- White padded inner lining.
- 2 opening ports with curtains in cockpit.
- 2 opening ports with curtains on coachroof coaming.
- 2 opening hatches with blinds.
- 1 deckhead light and two reading lights.

OPTIONS

- BOW CABIN (in place of sail locker) -

Access to the bow cabin is via an opening deck hatch. A stainless steel ladder with solid wood rungs is mounted on the bulkhead. The 4-cabin version has optional communicating door between the starboard head compartment and the bow cabin.

- Double berth 2 m x 1.60 m.
- Shelving along both sides of hull.
- Hanging locker.
- White padded inner lining.
- 3 deckhead light and 2 reading lights.

Monobloc composite shower cubicle for watertightness and low maintenance comprising:

- Shower.
- Bowl marine WC with GRP lid.
- Optional rigid holding tank in the heads.
- Washbasin moulded into worksurface.
- Hot / cold mixer tap in shower.
- Mirror.
- Cupboard.
- Bathroom accessories.
- Lewmar opening hatch.
- 2 halogen deckhead lights and one striplight.

- CELEBRATION EQUIPMENT -

- Bow thruster.
- Teak cockpit sole.
- 220V microwave oven.
- Captain Blue sprayhood or bimini.
- Starboard H44.2STCEH electric winch.
- LCD 20" TV + DVD / MP3 player + TV aerial.
- 800 W / 12 V / 220 V converter.
- Victory Oyster bed covers.
- 12-person table setting with Bénétteau logo.
- Ground tackle: 24 kg SOC anchor + 50 m chain + 50 m rope, 4 x 14 m mooring lines and 6 fenders (860 x 230).

- ELECTRONIC PACK D (Raymarine brand) -

Cockpit to port:

- Tridata ST 60+ (log, speedo + depth sounder).
- ST 60+ windvane anemometer.

OCEANIS Clipper 523

Cockpit table:

- E80 multifunction LCD 8.4" colour screen (GPS, plotter, chart reader for Navionics Gold cartography – chart not included).

Cockpit to starboard:

- ST6002 automatic pilot with controller and LSRV2 hydraulic ram.
- Graphic ST60+ multifunction repeater.

- ELECTRONICS NOT INCLUDED IN PACK -

- 2nd Raymarine E80 or E120 multifunction colour screen at chart table (chart not included).
- Radar (radome only).
- Autopilot remote control – repeater. Smartcontroller wireless instruments.
- Gyrocompas transducer.
- PC interface.
- RAY 49E VHF.
- Pack EASY.AIS.

- OTHER AVAILABLE OPTIONS -

- Asymmetric or symmetric spinnaker gear.
- Manual staysail furling gear with staysail.
- Detachable staysail chainplate + tack position.
- Anodised spinnaker pole.
- Anodised or lacquered spinnaker pole with sail.
- 2 electric genoa sheet winches.
- 2 spinnaker sheet winches.
- 1 starboard electric winch.
- Cockpit cushions.
- White PVC steering wheel covers.
- Sunbathing mattress.
- Teak deck – Teak coachroof.

- Watermaker.
- Air conditioning.
- Additional rigid WC holding tanks.
- Generator.
- 5th service battery.
- Steel blue hull.
- Additional porthole in aft port or starboard cabin.
- Windlass control in cockpit with or without chain counter.
- Deluxe gimballed 4-burner hob + oven / grill.
- Dishwasher.
- Electric WCs.
- Varnished sole.
- MAX PROP propeller.
- Stainless steel davits.
- Additional water tank.
- 110L freezer compartment.
- Additional diesel tank.
- 80 Amp battery charger.
- Hifi BOSE 2.1

