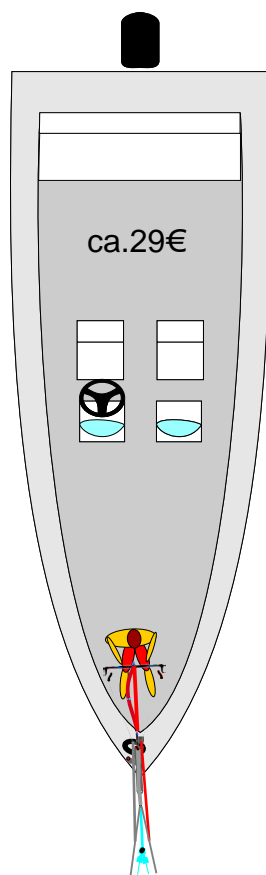
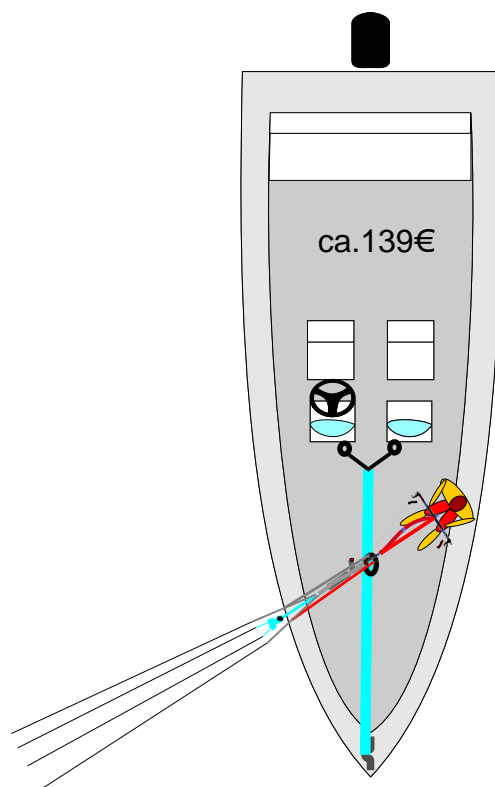


# KITE-YAcht-RESCUE-SYSTEM

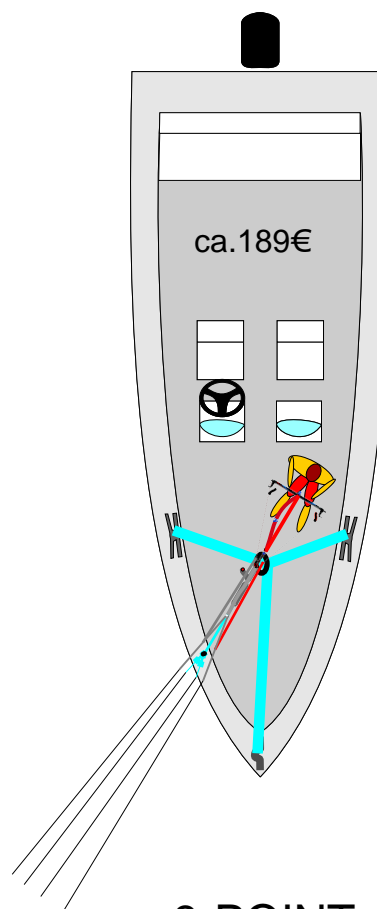
## Attachment Configurator



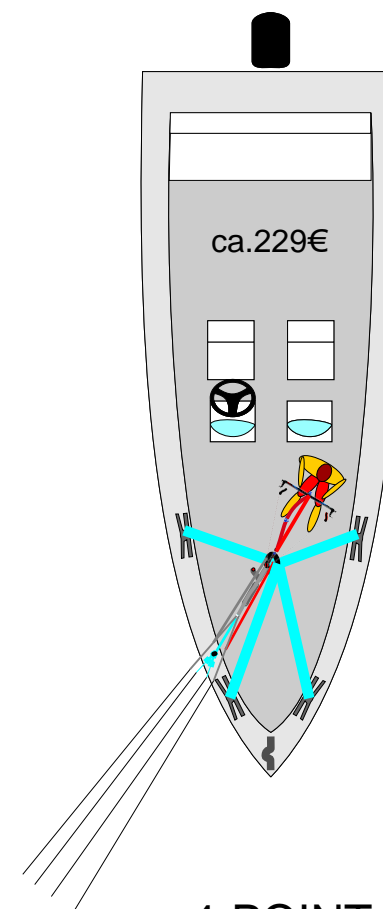
1-POINT



2/3-POINT



3-POINT



4-POINT

To find the perfect attachment configuration for your boat, we need find usable attachment points or install new once. This points need to stand forces, higher than 200kg, depending on the kite and wind conditions.

Suitable attachment points are: Clamps, cleats, stanchion bases, deck eyes, ring nuts or screws and so on.

### Attention:

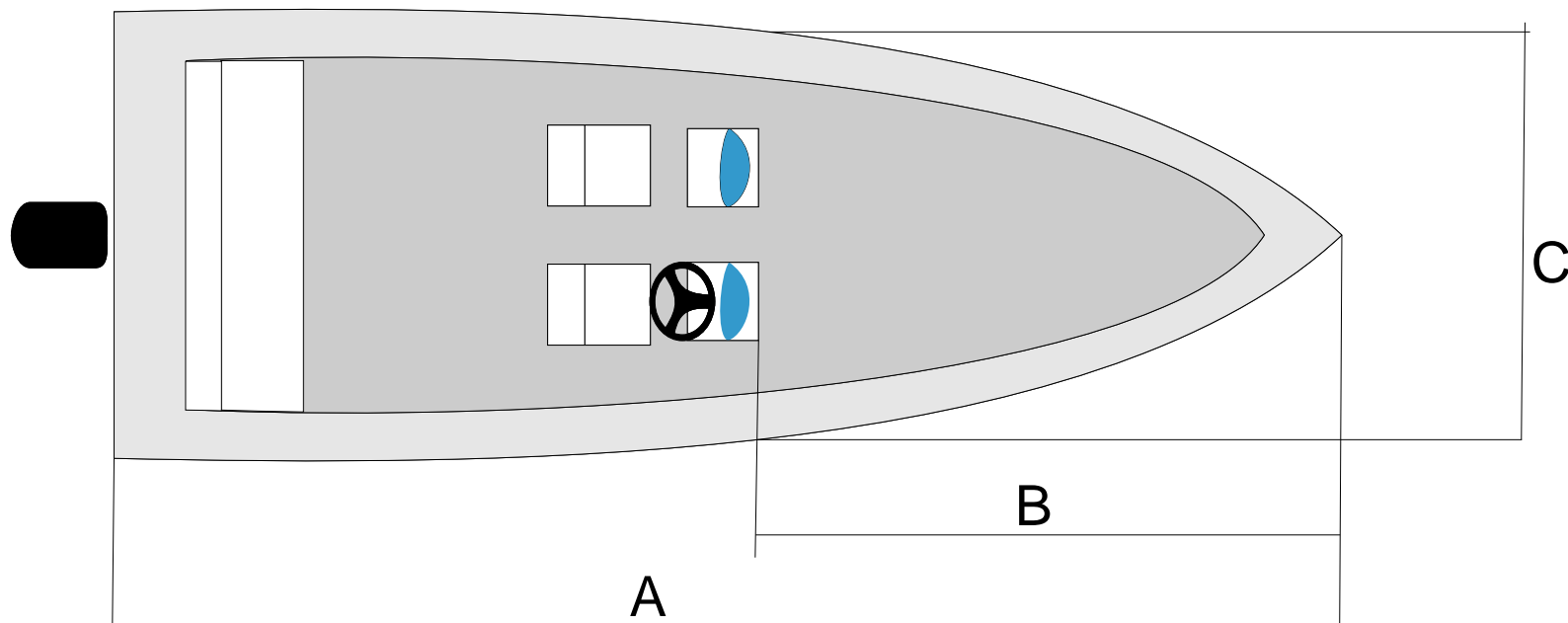
You are using this connection-system at your own risk. Under high load, this kind of connection may cause serious damage at your boat. In case of doubt, ask the manufacturer of your boat about the permissibility of this connection. WINGit kite-boat-systems assume no liability for any damages and injuries, caused by using this system.

# KITE-YAcht-RESCUE-SYSTEM

## BOAT-DATA

YOUR NAME:  
TOWN:  
POSTAL CODE:  
STATE:  
COUNTRY:

BOAT MANUFACTURER:  
BOAT MODEL:  
YOUR EMAIL:  
PHONE:



A=\_\_\_\_\_mm

B=\_\_\_\_\_mm

C=\_\_\_\_\_mm

WEIGHT=\_\_\_\_\_kg/lbs

Please mark any available attachment points and areas, where new attachments can be installed, in the area between B and C. Please note which kinds of attachment are installed. To make planning easier, please send pictures of this area together with this document.

Email: [info@kite-boat-systems.com](mailto:info@kite-boat-systems.com) FAX: +49 351 2138799

**This document is just for planning and no order!**