

# Curlew

3 metre  
stitch & glue

Nesting Dinghy

*Study Plan*

# Curlew – Nesting Dinghy

## Curlew Story

Curlew was conceived as my wife and I were towing our caravan back from a delightful weekend at Inskip Point, a beautiful spot blessed with both sea and bush. Our conversation ranged over ideas about what could be improved on our next visit and the thought suddenly dawned... what we needed was a boat AND a caravan!

The design parameters were soon established. First, she must be able to fit in the caravan. Second, she must be within my capabilities to design, build and afford. She should be suitable, and safe, for rowing or a small outboard and she must be able to carry the two of us, plus a reasonable amount of gear for exploring, fishing, painting and brewing a 'cuppa'.

One year later she was launched and we have been absolutely delighted with her.

The width of the caravan door restricted the amount of freeboard so I have not included any sailing features like mast, centreboard, or rudder, although that might be a future project. This limitation is more than offset by other benefits: Each of the two halves is light enough to be carried by one person. Now we can enjoy creeks and lagoons that are normally accessible only to light-weight kayaks and canoes. We just carry the two halves along a bush track or across a riverside park, lock them together and set off. When it comes to storage, the two halves, nested together and standing on one end, occupy very little space in the garage or carport. When out for a relaxing day on the water, the two of us can lie down quite comfortably, resting against the curve of the hull.

For full plans contact –  
John Tennock  
[ideas@profitworks.com.au](mailto:ideas@profitworks.com.au)  
or  
Phone +61 7 3851 1016  
(Brisbane Australia)

## Finished Specs

Forward section = 14kg  
Aft Section = 24kg  
TOTAL = 38kg

LOA = 3106mm  
LOA (Nested) = 1685mm  
Beam = 1372mm  
Nominal Draft 121mm  
Overall height 486mm

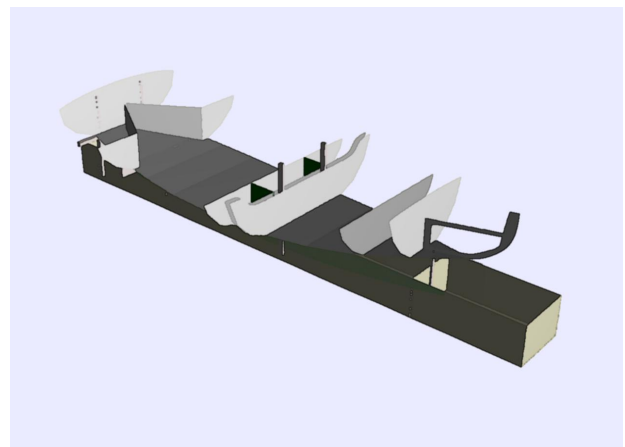
Bulkheads, bottom and seat tops all 6mm ply.  
Side planks 4mm.

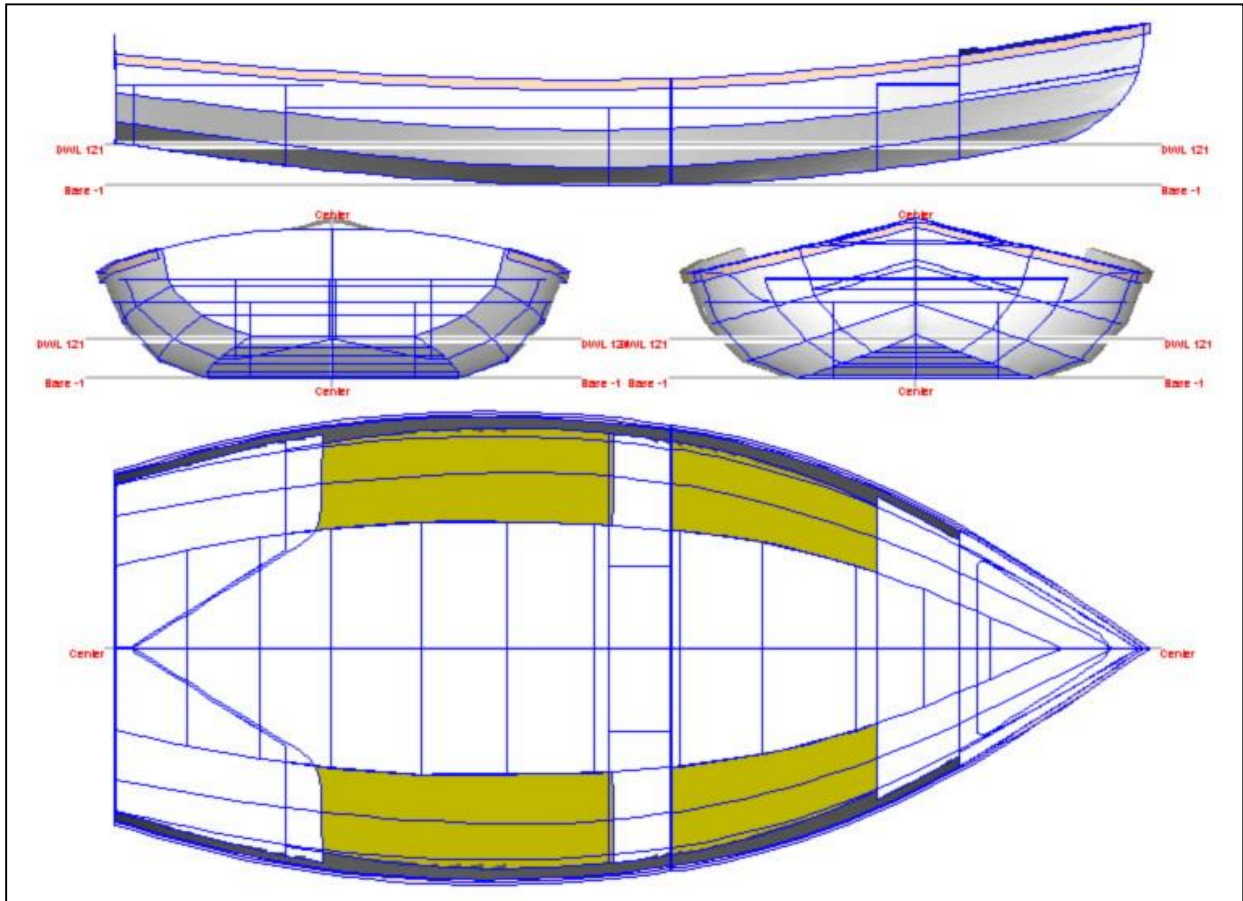
## Design Features

- Very stable on the water
- Easy to transport and carry to water if necessary.
- Easy to store, nested, standing. nested.
- Positive bouyancy
- Self draining anchor well (Also handy for muddy shoes)
- Stowage compartment (for lunch and car keys)
- Comfortable hull shape to lounge in while fishing.

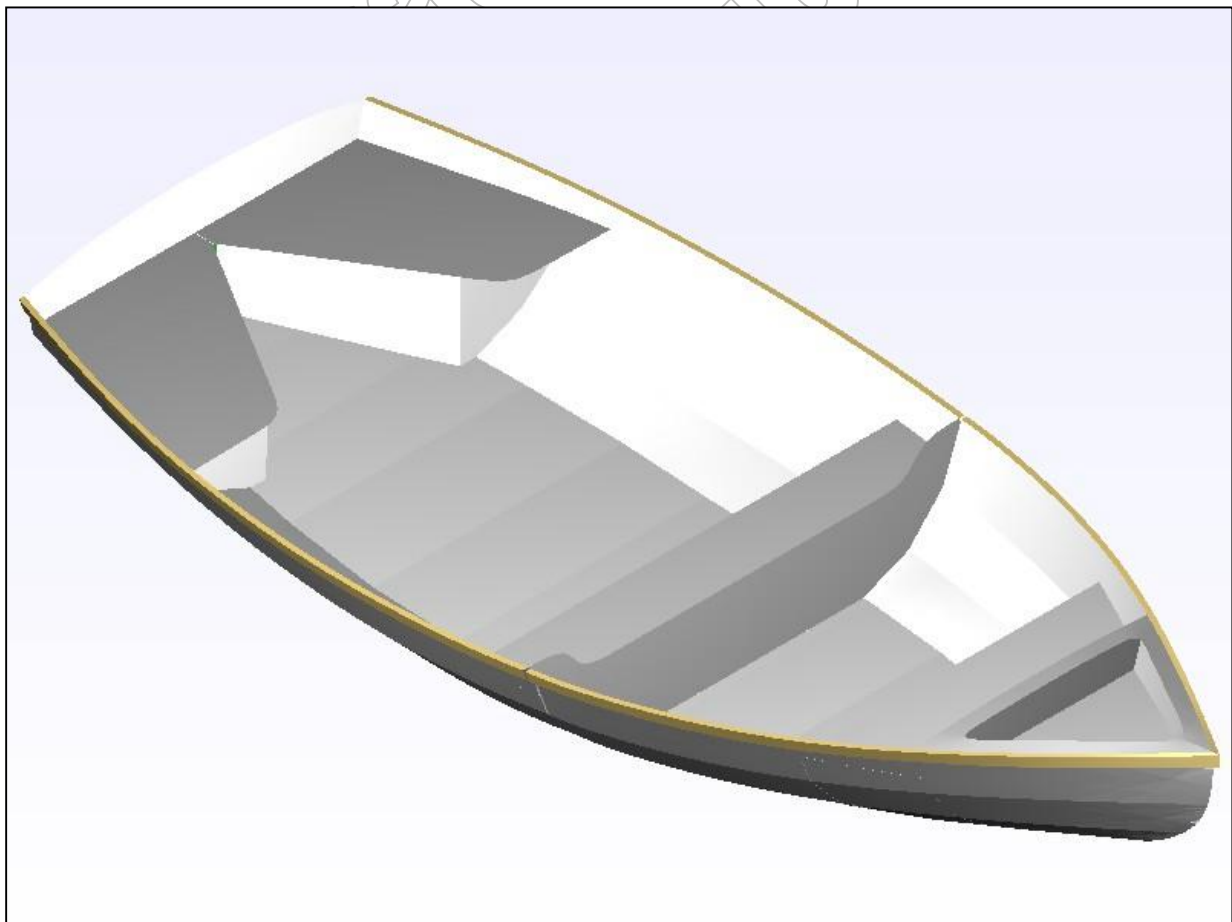
So, if you want a boat that is fun on the water, interesting to build, and occupies little space when not in use, here are the details.

A simple building frame guarantees fair curves and eliminates frustration when assembling.

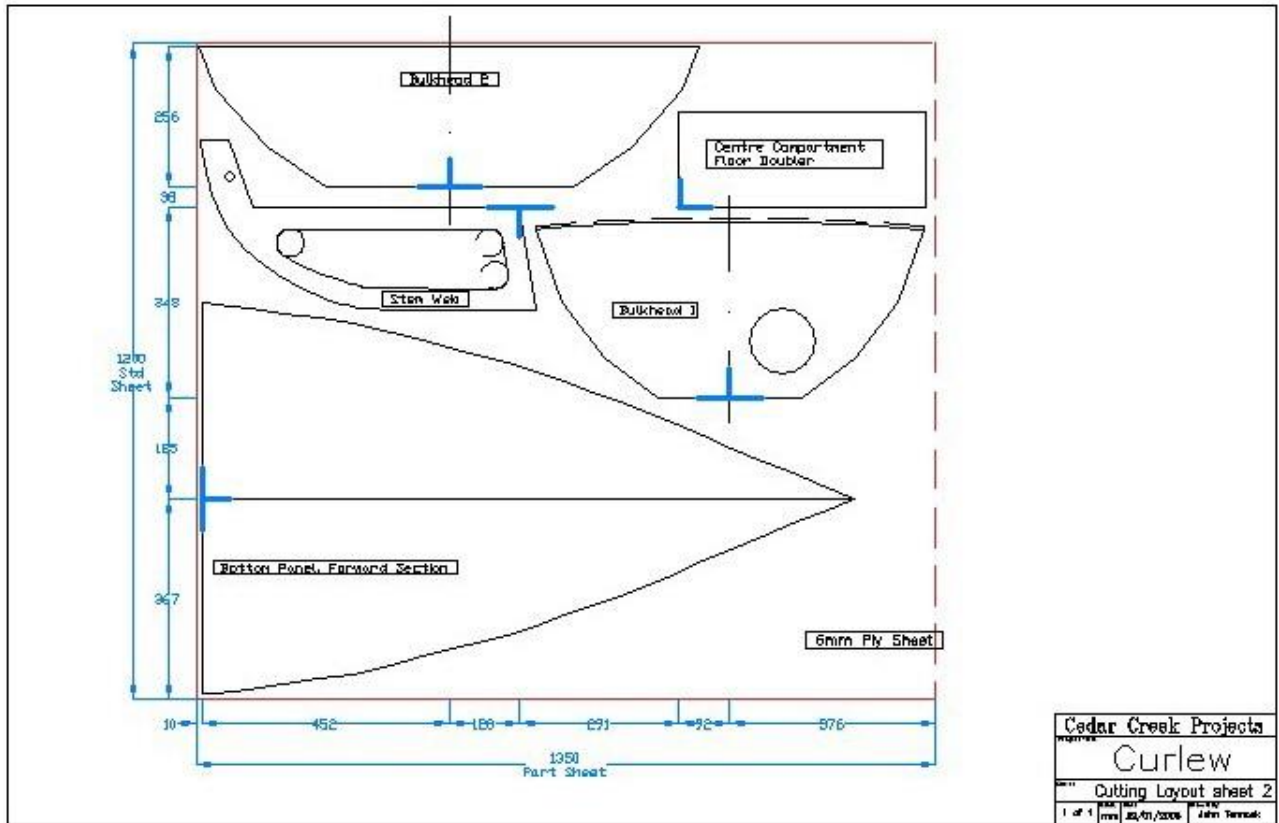




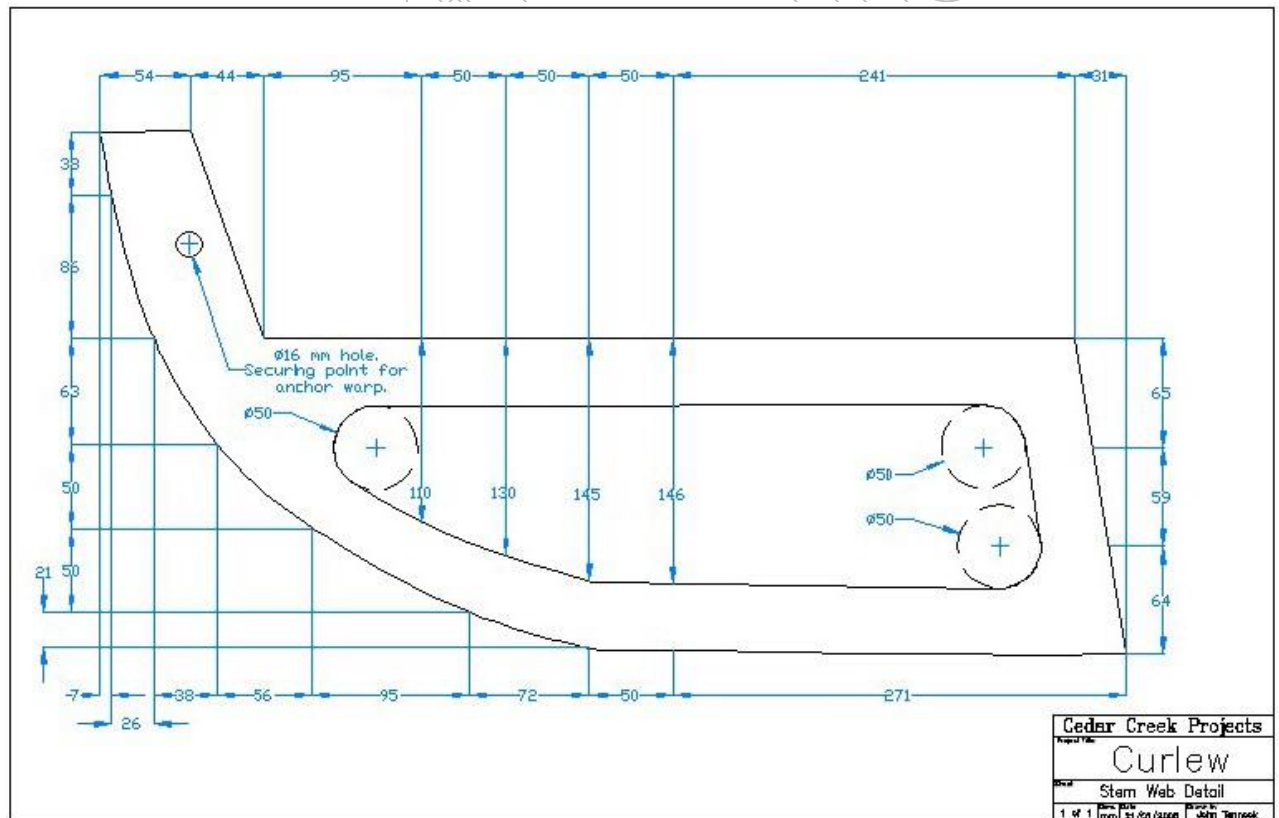
Curlew Lines



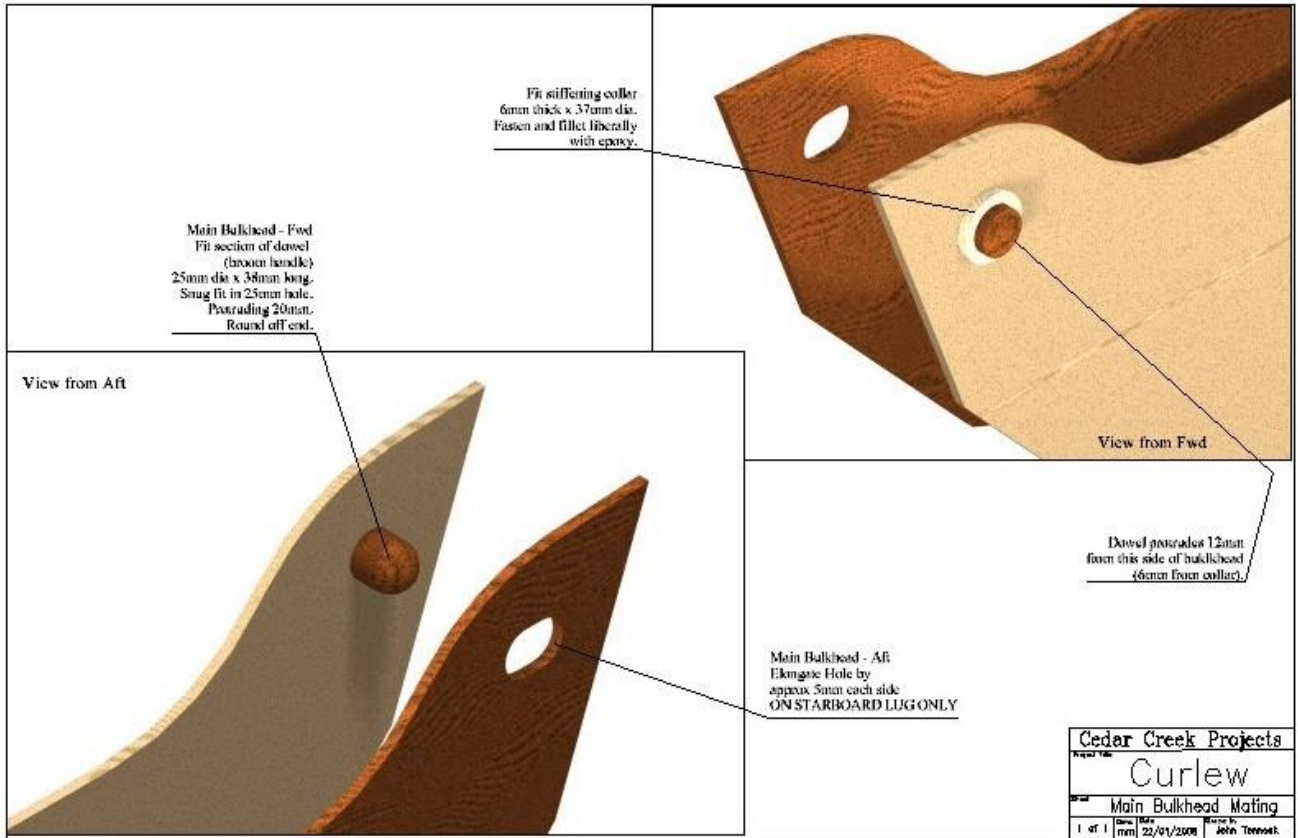
Curlew finished layout



Suggested cutting layout for each sheet of ply.



Detailed dimensions for each component



Detailed illustrations where needed.



Here's how you can holiday with a roomy 3.1 x 1.4 metre (10 x 4.5 ft) boat and a small 3.4 x 2.1 metre (11 x 6.8 ft) caravan. You can easily carry the boat to the water in two halves and use oars or small outboard for propulsion.





Easy rowing



Nice and stable for fishing or photography.