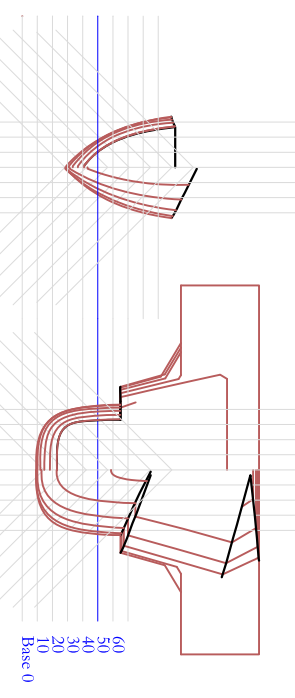
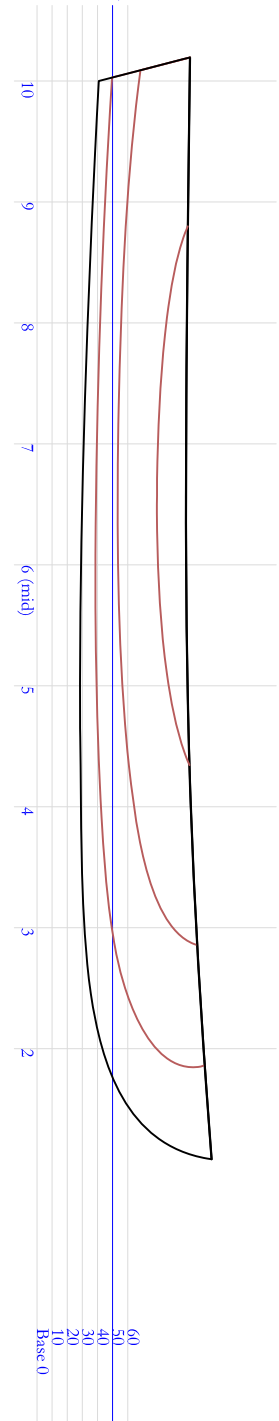
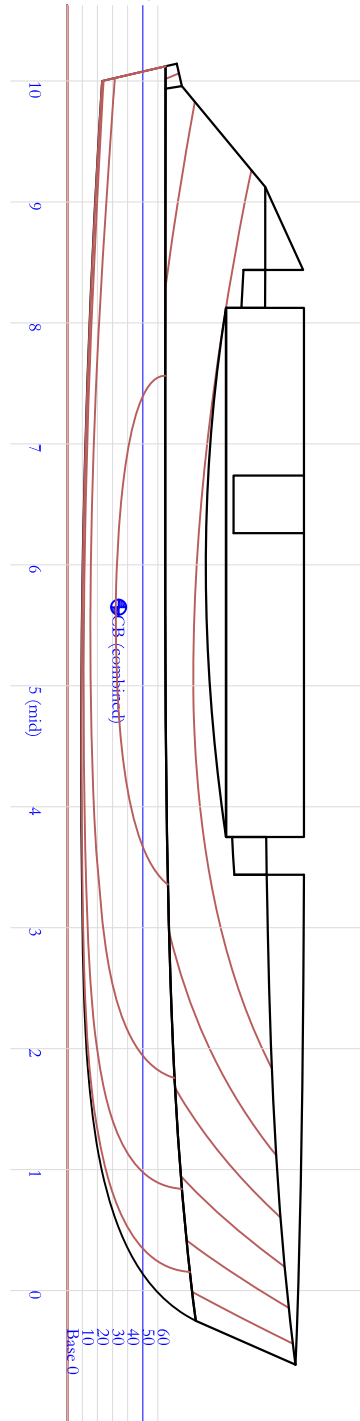
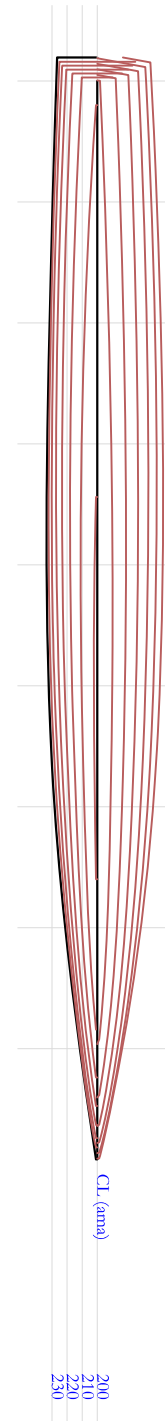
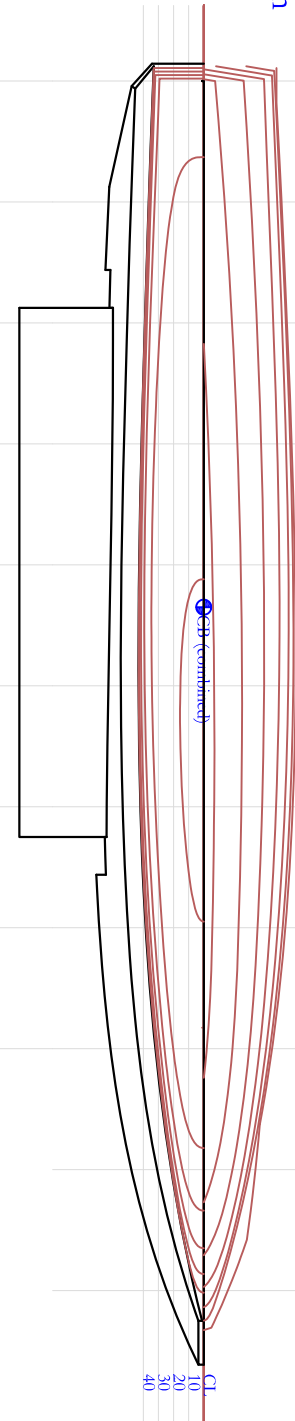


8 m power timaran

Main particulars

LWL	8.00 m
LOA	8.50 m
BOA	4.66 m open 2.54 m folded
Draught	0.50 m loaded 0.35 m light
Displ.	2500 kg loaded 1200 kg light
At 2500 kg:	
Param. (Yaka)	(Ama)
D, m^3	1.95
LPP, m	6.75
C_b	0.65
C_m	0.87
C_p	0.75
L/B	9.4



Linesplan		Designed by Matthew B. Marsh Kingston, ON
Yaka and Ama		
Scale	1:50	Sheet 1 of 1
Date (current rev.)	25-Oct-09	
Design Ref.	001	"800 Power Tri 0904"
Client	M. & K. Marsh	