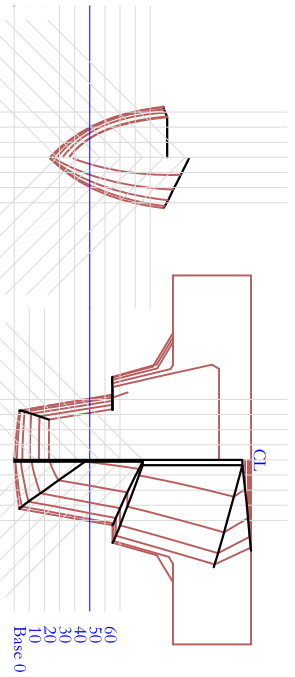
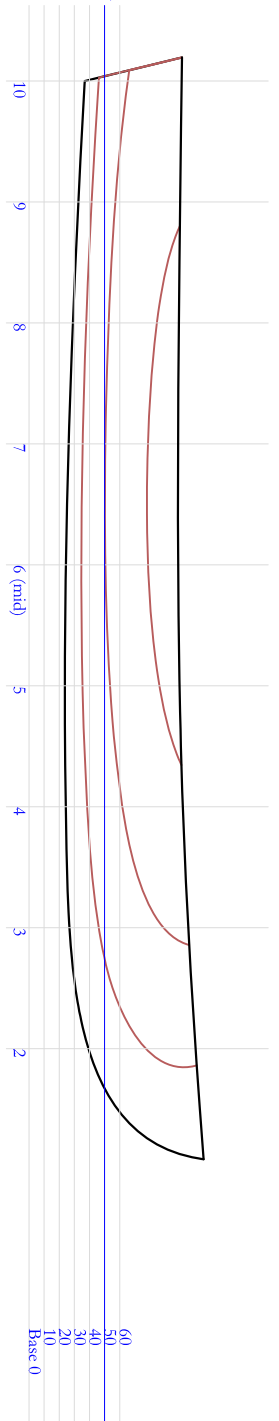
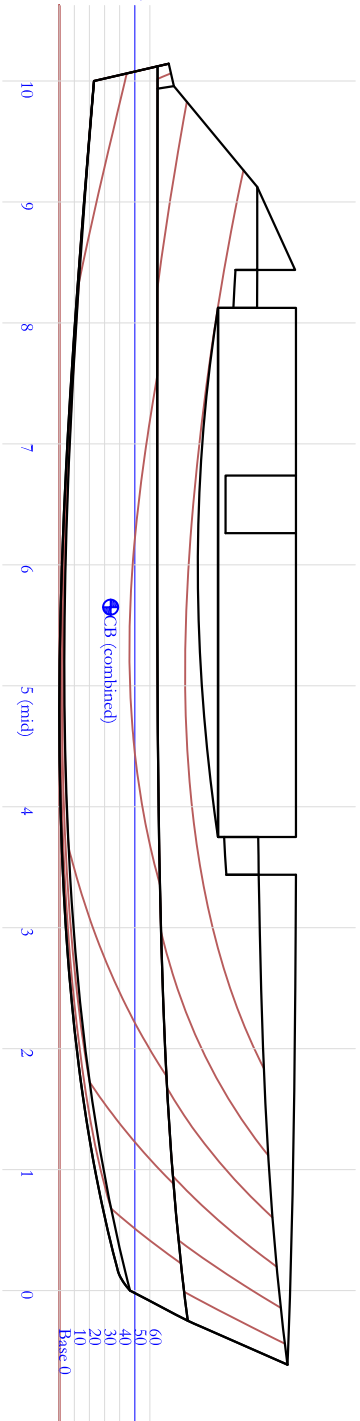
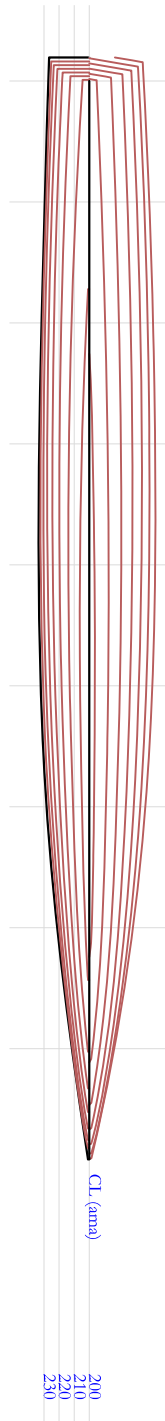
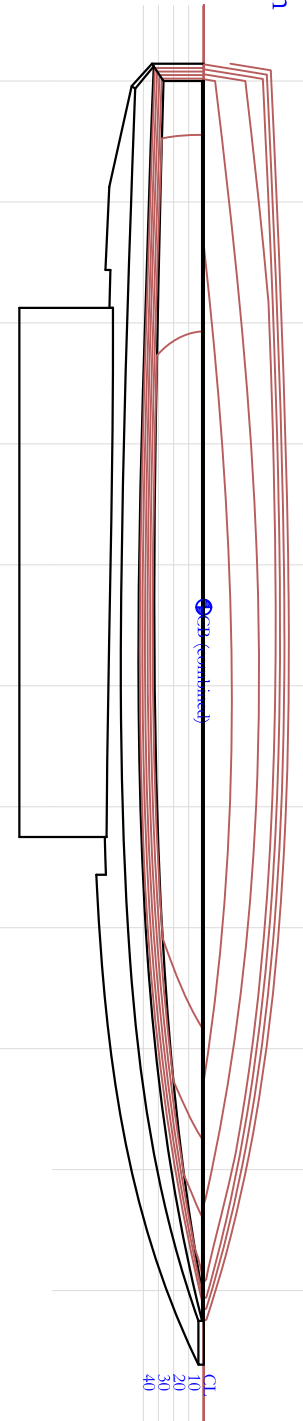


8 m power timaran

Main particulars

LWL	8.00 m
LOA	8.50 m
BOA	4.68 m open 2.54 m folded
Draft	0.50 m loaded 0.35 m light
Displ.	2500 kg loaded 1200 kg light
At 2500 kg:	
Param. (Yaka)	(Ama)
D, m^3	1.52
LPP, m	8.00
C_b	0.60
C_m	0.86
C_p	0.69
C_{wp}	0.81
L/B	11.3



Linesplan Yaka and Ama		Designed by Matthew B. Marsh Kingston, ON	
Scale	1:50	Sheet 1	of 1
Date (current rev.)	25-Oct-09		
Design Ref.	001	"800 Power Tri 0904"	
Client	M. & K. Marsh		